



As of November 1, 2020, Berkshire Hathaway Energy has completed its acquisition of Dominion Energy's Gas Transmission and Storage business in the eastern region. This new company, BHE GT&S, is now a standalone subsidiary of Berkshire Hathaway Energy's Pipeline Group. Dominion Energy Transmission Inc. is now Eastern Gas Transmission and Storage. Our pipeline markers are scheduled to be updated with our new name and logo, but in the interim know that pipelines with line markers displaying the Dominion Energy Transmission Inc. name, are now owned/operated by Eastern Gas Transmission and Storage.

EMERGENCY CONTACT: 1-888-264-8240

PRODUCTS/DOT GUIDEBOOK ID#/GUIDE#:
Natural Gas 1971 115

OHIO COUNTIES OF OPERATION:

Carroll	Jefferson
Clinton	Licking
Columbiana	Mahoning
Coshocton	Monroe
Fairfield	Muskingum
Fayette	Pickaway
Franklin	Tuscarawas
Greene	Warren
Harrison	Washington

Changes may occur. Contact the operator to discuss their pipeline systems and areas of operation.

COMPANY REPRESENTATIVES

Counties: Washington

Michael Mitchell
HC69, Box 11
West Union, WV 26456
Office Phone: 304-627-3866
Cell Phone: 804-310-1696

Counties: Monroe

Brian M. Pape
6411 Burch Ridge Station
Proctor, WV 26055
Office Phone: 304-455-1322
Cell Phone: 681-495-4250

Counties: Clinton, Fairfield, Fayette, Franklin, Greene, Licking, Muskingum, Pickaway, Warren

AJ Lambes
1262 W. State Route 122
Lebanon, OH 45036
Office Phone: 513-932-4078
Cell Phone: 513-280-0328

Counties: Clinton, Fairfield, Fayette, Franklin, Greene, Licking, Muskingum, Pickaway, Warren, Coshocton, Harrison, Licking, Tuscarawas, Carroll, Columbiana, Jefferson, Mahoning

James Peagler
5509 Berger Rd
Grovepoint, OH 43125
Office Phone: 614-837-4091
Cell Phone: 614-623-5369

Counties: Coshocton, Harrison, Licking,

Tuscarawas

Derek Mcintire
656 Gravel Lick Road
Port Washington, OH 43837
Office Phone: 740-254-5002
Cell Phone: 740-541-3225

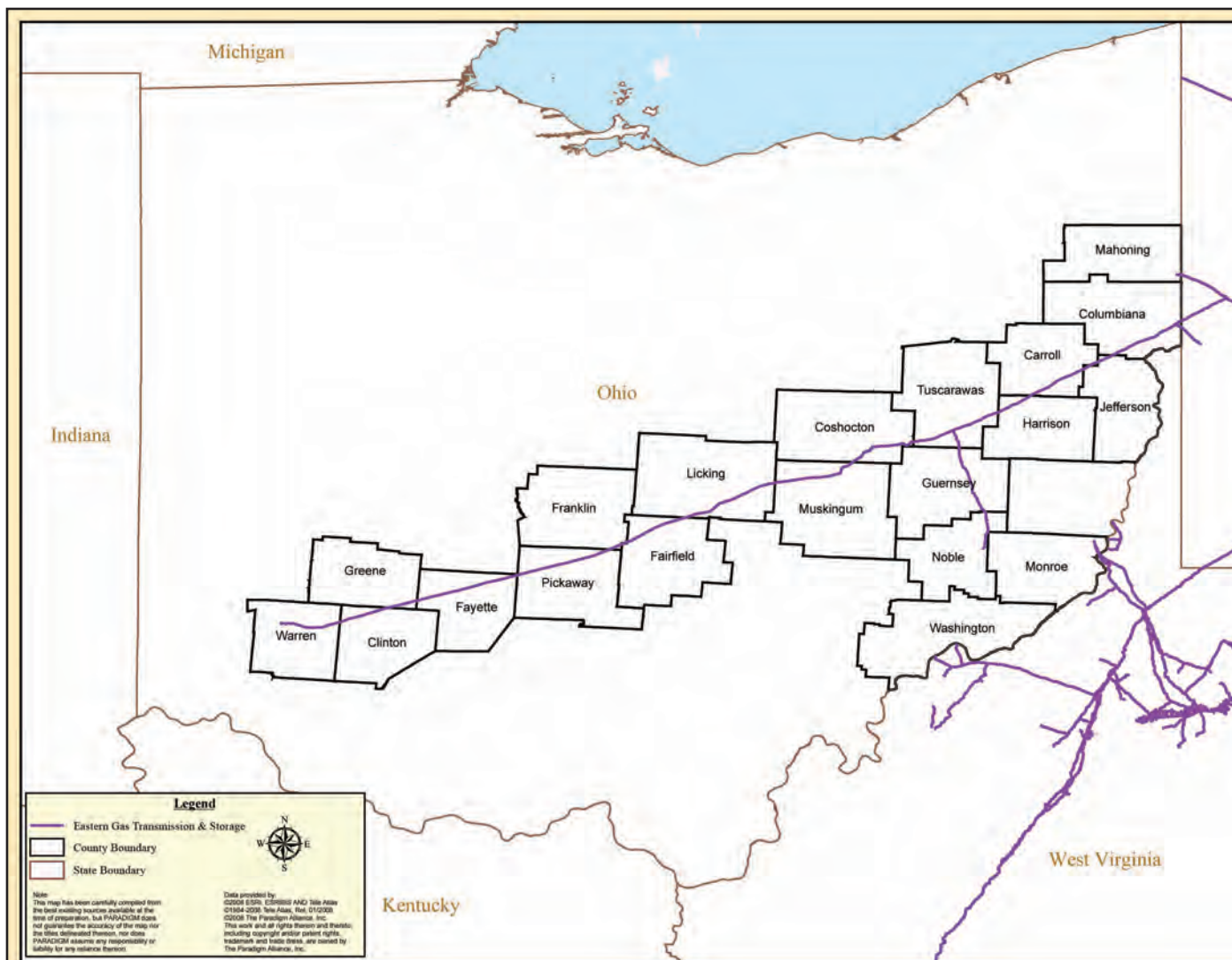
Counties: Carroll, Columbiana, Jefferson, Mahoning

Kevin Cox
398 Thompson Run Road
Beaver Falls, PA 15010
Cell Phone: 412-974-9301
Office Phone: 724-847-9334

Please contact the above representatives for additional information, including that related to site-specific emergency response plans.

Eastern Gas Transmission & Storage (EGTS) will close valves, isolate product, supply available tools, allow fire departments to extinguish fires if necessary and assist police department with traffic control if required. Information about EGTS's Integrity Management Program in the interim can be found at: www.dominionenergy.com/imp or call 681-842-3200.


The following page shows a state overview map of EGTS lines. For detailed information, visit the National Pipeline Mapping System at www.npms.phmsa.dot.gov or contact the appropriate EGTS representative listed above.





Natural Gas Pipeline Safety . . .

*A Matter of Commitment,
A Matter of Cooperation*



Pipeline Purpose, Safety & Reliability

Safety is more than manuals and rules. At Eastern Gas Transmission & Storage (EGTS), safety is a way of doing business. EGTS is committed to safe operations, safe facilities and safety-minded employees.

24-hour Emergency Number:

1-888-264-8240

Gas Control, Bridgeport, West Virginia

Purpose

EGTS operates assets in your area that could include natural gas pipelines, compressor stations, storage wells and other facilities. These facilities are used to deliver natural gas to local gas distribution companies and large consumers. Pipelines have proven to be one of the safest methods of transporting energy. However, they can be damaged by earth disturbance activities such as excavation, drilling, blasting, land movement and vandalism. Interference with pressurized pipelines and connected equipment by untrained persons can be very dangerous. While it is highly unlikely that these facilities

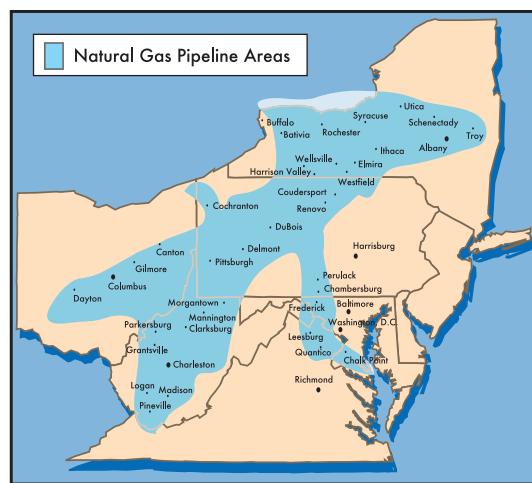
will experience problems, we are providing this safety information so you will know what to do if problems occur.

Safety & Reliability

The two major hazards for pipelines are third-party damage and corrosion. The EGTS system uses pipelines made of only high-strength materials that meet or exceed the standards of the natural gas industry and federal regulations. Pipelines that run through populated areas use pipes with a greater wall thickness to provide an even higher level of protection.

To protect pipe, it is coated with special materials that help block corrosion. The welds that join pieces of pipe into a single long line are wrapped with a special protective material before the pipeline is placed in the ground. All EGTS pipelines are tested and inspected regularly to identify potential problems. Our operational emphasis on safety also involves regular aerial patrols and routine ground patrols for a more detailed line examination.

EGTS maintains an Integrity Management Program that embraces the U.S. Department of Transportation's goal of improving safety and raising public confidence in the natural gas industry. To access additional information about EGTS's Integrity Management Program, please visit www.dominionenergy.com/deti and click on "Pipeline Integrity Management Program," or call 681-842-3200.



Safety — You Can Help

You can help us keep our lines safe by making sure that anyone digging or disturbing the soil near our lines has contacted the *One-Call* system and had all utility and gas lines marked before they begin work..

The rights-of-way corridors along natural gas pipelines are an important element EGTS's network.

To ensure pipeline safety:

- Do not construct buildings or other structures on the right-of-way.
- Do not plant trees or other growing things that may obstruct the right-of-way.
- Don't excavate, change the grade or impound water within the right-of-way without permission from Eastern Gas Transmission & Storage.
- Don't move heavy equipment or logs across the right-of-way, and avoid blasting within 200 feet of the pipeline without approval from EGTS.

Eastern Gas Transmission & Storage constantly monitors and inspects its system. You can help us keep our system and its neighbors safe by simply being alert when you are near our facilities or pipeline rights-of-way. Pipeline markers show the approximate location of pipelines and the companies that operate them in your community. Yellow markers identify lines where a leak or rupture could do the most harm; that is, could impact high-consequence areas. Although natural gas is non-toxic and lighter than air, a leak is frequently detectable through the senses.

Recognizing a Leak

- By Sound ... Leaks may make a loud, high-pitched whistle or roar.
- By Sight ... The natural gas in pipelines is very dry. Escaping gas will quickly dry out the soil near any leak. If you see a patch of discolored soil or dead vegetation near a pipeline, it could indicate a leak. A leak occurring near standing or flowing water may cause bubbles you can easily see. Another telltale sign is frozen ground when the weather is warm.

Five Examples of Eastern Gas Transmission & Storage Pipeline/HCA markers



1.
Vent Pipe



2.
Linemarker and cathodic protection test station



3.
High-consequence area entrance or exit marker (arrow on top)



4.
HCA line-of-sight marker



5.
HCA marker and cathodic protection test station

© 2011 Dominion 2011-093

Recognizing a Leak *(continued)*

- By Smell ... Although natural gas is odorless, local distribution companies add to the gas an odorant that gives gas the distinctive, repugnant smell familiar to most of us.

If you detect or suspect a gas leak, avoid approaching the leak or creating an ignition source and leave the area immediately. Please call us as soon as you get to a safe area.

Remember, if you hear, see or smell anything that you suspect may be a leak on a Eastern Gas Transmission & Storage facility, don't try to investigate the situation yourself. Just get out of the area, and tell anyone else nearby to leave.

Call 1-888-264-8240 to report the leak.

Your call will go directly to the EGTS Gas Control Center, a facility manned 24 hours a day, every day of the year. A Eastern Gas Transmission & Storage team will be dispatched immediately to investigate any reported leaks.



Discolored or dead vegetation can indicate a pipeline leak.

Emergency Control & Response

Emergency Control

Natural gas will readily mix with air to form a combustible atmosphere. Natural gas flames can be extinguished with CO₂, dry chemicals

or halocarbon gas. The flames will reignite or an explosion may occur if flames are extinguished without stopping the flow of gas and surroundings are not cooled to eliminate ignition sources. Water spray should be used to cool.

When a natural gas leak is detected, immediately evacuate the area and provide as much explosion-proof ventilation as possible. Remove or eliminate potential ignition sources. The gas flow should be turned off ... but only by the gas company. Escaping gas might produce bubbles or other indication. Never use a flame to detect leaks. Enter a natural gas atmosphere only in an emergency and only if you are equipped with self-contained or air-supplied breathing apparatus. Using cartridge or canister respirators will not provide the air needed and may result in asphyxiation.

Reporting & Communication

In any emergency, accurate communication and quick cooperation between EGTS and fire or police units will be essential. When EGTS initially communicates with any emergency response units, we will indicate the facilities involved, the design and operating parameters, the nature of the product involved and the details of our response to the situation. Normally we will dispatch personnel to the area immediately. We also will establish and maintain mobile communications with the site until the emergency has been resolved.

Usually any emergency or potential emergency will be detected and reported immediately through EGTS's ongoing monitoring of its facilities. However, there may be situations when emergency units may report emergencies where our facilities are directly or indirectly involved.

If you are reporting such an emergency to EGTS, please provide all the data you can. Information about the facility, the nature of the product, the location, and the observed condition of our facilities is needed. Your information will be used to determine our initial response to the situation.

Eastern Gas Transmission & Storage Emergency Response

When EGTS gets a report of an emergency involving our facilities, we:

- Identify the type of facility and the exact location. We also gather information on injuries, if any.
- Act immediately to notify emergency response agencies and organizations in the area if necessary.
- Isolate the affected facility and take all possible steps to stop gas flow at the point of the leak.
- Designate a single company person as contact for all outside agencies and organizations.

When our personnel arrive at the scene of the problem, we ask responding emergency units to:

- Establish perimeter control around the affected area.
- Communicate and work with our designated company spokesman in responding to the situation.

Guidelines For Responding Emergency Units

When there is a fire:

- Do not attempt to extinguish the fire unless life is in danger.
- Protect the area surrounding the fire.

When no fire is involved:

- Remove any open flame or other possible sources of ignition from the area and prohibit smoking.
- Position apparatus at a safe distance and have all personnel in protective clothing.
- Control any secondary fires.
- Assist with personal injuries and coordinate evacuation, if necessary.
- Assist EGTS personnel with access to valve locations as needed.
- Non-company emergency personnel should never attempt to operate any valve connected to natural gas lines or facilities.

- If appropriate, help with news media.
- Generally the most effective way to respond to an emergency involving our facilities is to shut off the flow of the gas. Please remember that shutting off the flow is the responsibility of EGTS. Non-company personnel should never attempt to use valves and controls. Eastern Gas Transmission & Storage's personnel know the piping systems involved and will make sure that correct actions are taken.

Call Before You Dig ... It's the Law

Homes and businesses today are connected by an underground network of power lines, telecommunications wires, and pipes carrying natural gas, water or other materials. It is impossible to know where all these underground facilities are in any given area. Yet it is foolish to dig in any area without knowing.

That's why the *One-Call* system was established; and that is why state law requires that you use this system before any excavating, blasting, tunneling or any other work that disturbs the soil beneath our streets, sidewalks, yards, farms or other property. Under the *One-Call* system, anyone planning to dig or disturb the earth calls a single number and reports their intentions and location. All utilities, authorities and others with underground facilities in the area will then come to the area and clearly mark any of their facilities before work begins.

To use the *One-Call* system, call 811 or the appropriate number listed on the next page. When making your call, be prepared to provide your name, phone number and if you represent a company doing the work, the name of that company. You will also be asked to specify the location of the work, the type of project involved and the date and time the work will begin; and whether you will be using explosives. Please call three working days before you plan to dig.



**Know what's below.
Call before you dig.**

Additional information about the location of pipelines is available through the National Pipeline Mapping System (NPMS), which is a geographic information system created by the U.S. Department of Transportation, Pipeline and Hazardous Materials Safety Administration, Office of Pipeline Safety, in cooperation with other federal and state governmental agencies and the pipeline industry. To access the NPMS, log on to www.npms.phmsa.dot.gov. You still will need to call before you dig.

Where to Call Before Digging by State:

Maryland Miss Utility
1-800-257-7777

New York Dig Safely
1-800-962-7962

Ohio Utilities Protection Service
1-800-362-2764

Pennsylvania One-Call System
1-800-242-1776

Virginia Utility Protection Service
1-800-552-7001

West Virginia Miss Utility
1-800-245-4848

National One-Call
811

24-hour
Emergency Number:

1-888-264-8240

Gas Control
Bridgeport, West Virginia

Eastern Gas Transmission & Storage
925 White Oaks Blvd
Bridgeport, WV 26330